




Family Trail

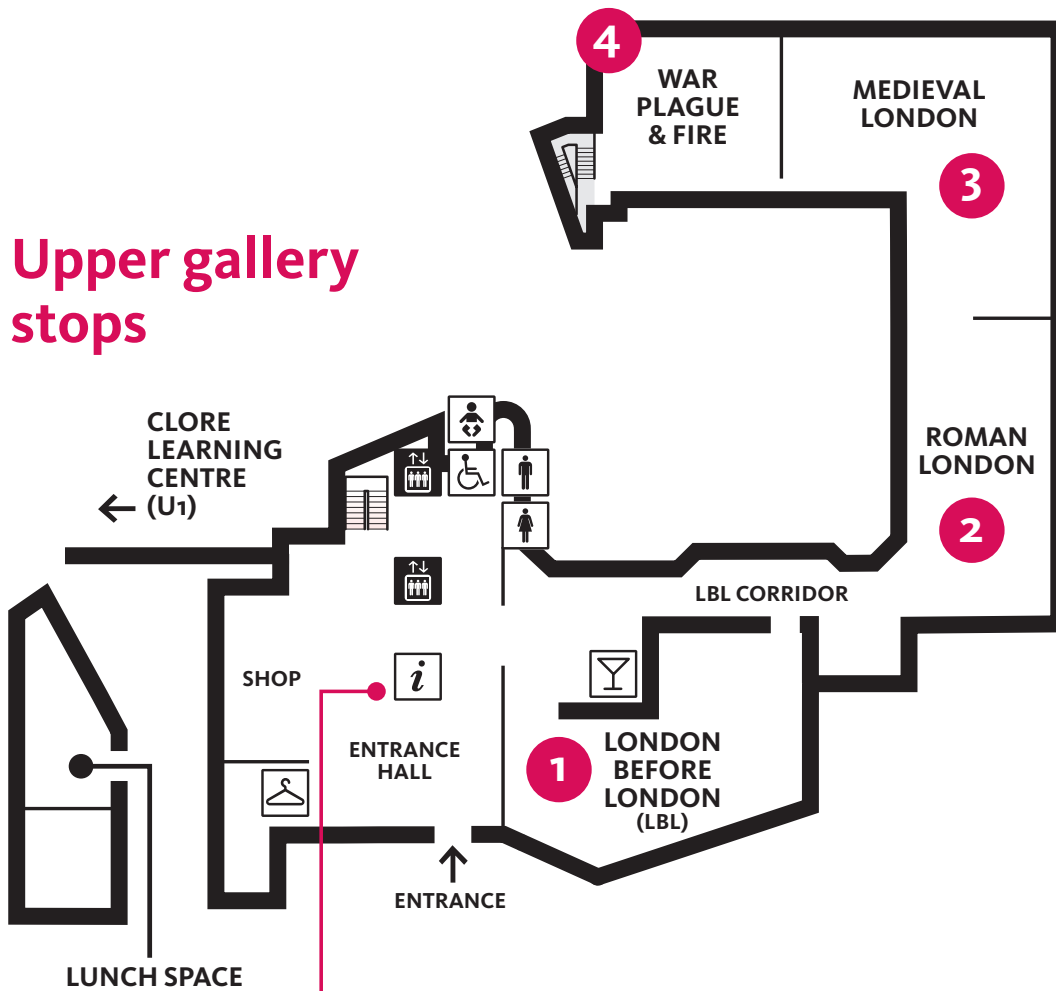
7-11 year olds

This trail will take you around the Museum of London highlighting some of London's most exciting times. There is one activity in each gallery, but make sure to look around to discover other things you might like.

Take your trail to the information desk when you have finished to get your Children's University stamp.

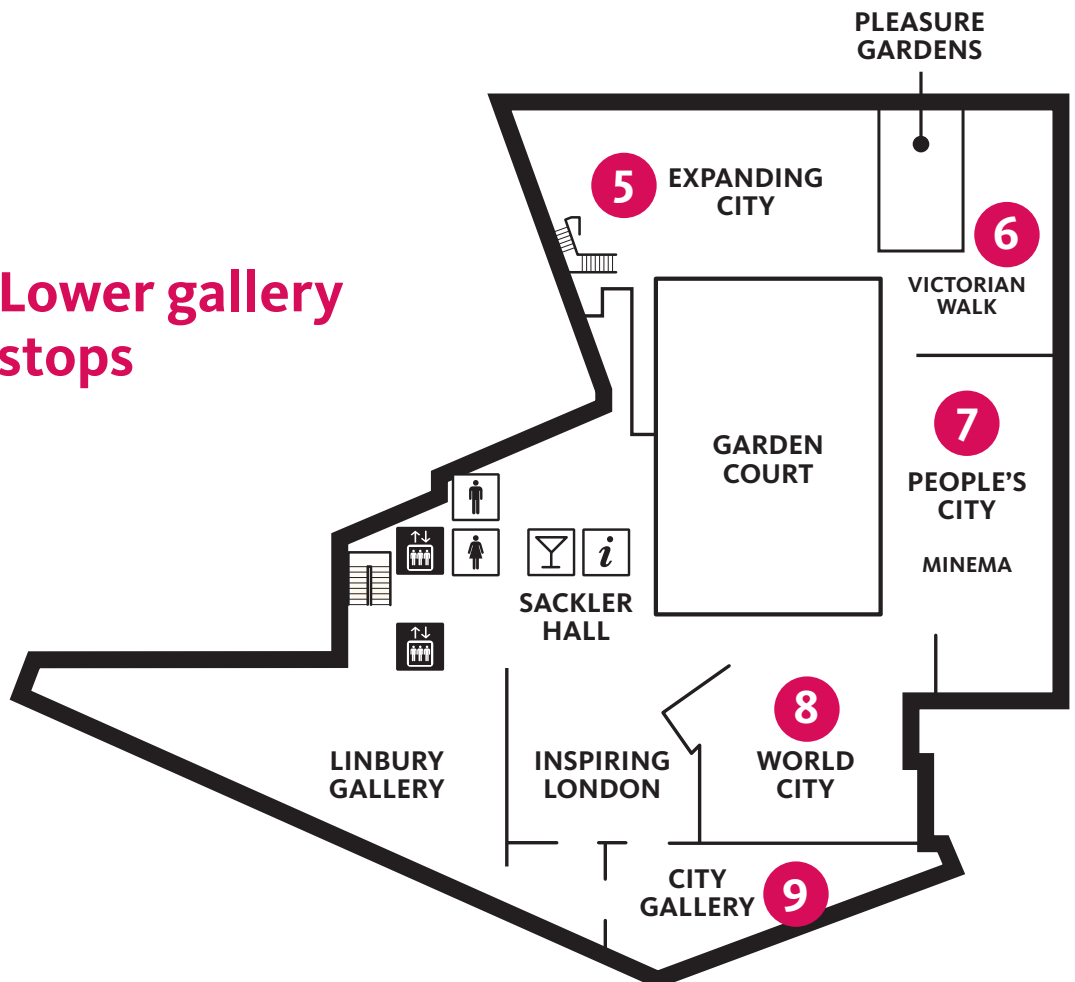


Upper gallery stops



Get your trail stamped here

Lower gallery stops





1 Start by travelling back in time to 450,000 years ago.
Go to the very first case in the London before London gallery.

In prehistoric London, the people who lived here hunted wild animals to survive. The animals provided both food and clothes to wear.

Write the names of three animals that used to live in London.

Now draw one of them in the box below.



2 Our next stop is the Roman London gallery.
The Romans had founded London by 50AD.

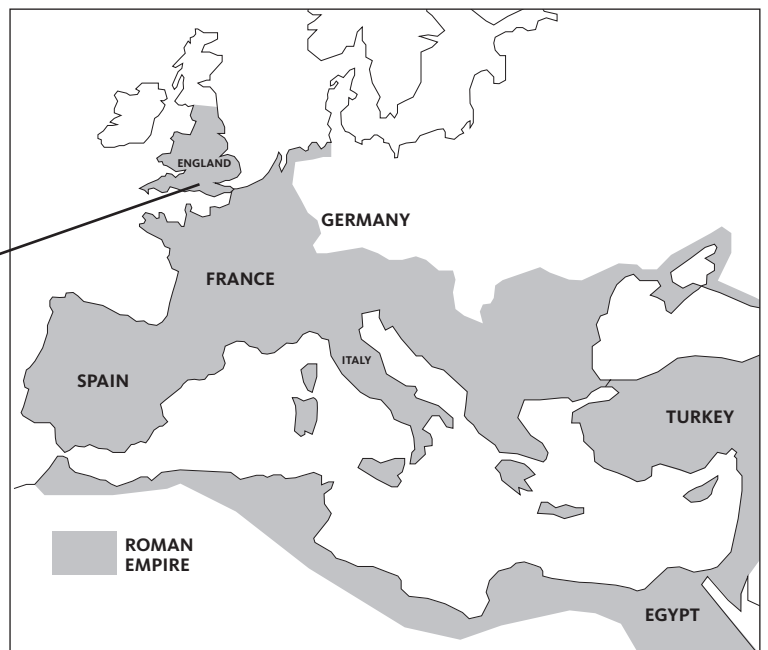
Re-arrange the letters to find out what they called the city.

L D O N I N M T U

The Roman Empire was very big.
Goods and people from all over the Empire came to London.

Look in the case to the right of the horse skeleton. Draw on the map where these things came from.

- Oysters
- Marble
- Glass cup
- Ceramic lamp
- Clay figurine
- Emeralds



3 Continue to the Medieval London gallery and make yourself at home in our Saxon house.

Close your eyes for a minute or so and listen to the sounds from the street outside. Write down as many different noises as you can hear.

Discuss what you think London might have been like at this time.

4 Find the gallery about the Great Fire of London. It is the last gallery on this floor.

The Great Fire of London took place in 1666 before electricity was invented, so fire was used for lots of things. Which of these was it used for? You can find clues in the gallery.

- heating writing travelling cooking light exercising

The four people below are all mentioned in the gallery. What are they famous for? Match the names of the men with a fact about them.

He wrote about the fire in his diary

Thomas Farriner

He designed the new St Paul's Cathedral

Samuel Pepys

He was king at the time of the fire

Sir Christopher Wren

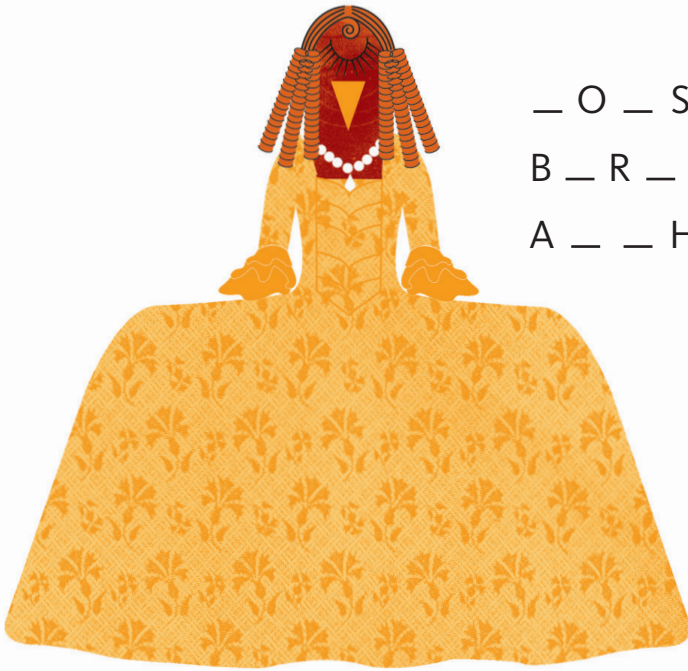
The fire started in his bakery

Charles II



5 Take the stairs down to the Expanding City gallery and find the amazingly embroidered gold silk dress on the left hand side.

The dress belonged to Ann Fanshawe. Hidden within the embroidery are clues about how Ann's father made his fortune. Can you find them? Now fill in the missing letters of the words below.




_ O _ S
B _ R _ _ Y
A _ _ H O _ S

6 It's time to play. Go to the Victorian Walk and find the toy shop on the right hand side.

The small toys on the wall are known as 'penny toys' and could be bought from street sellers for one old penny.

Draw your favourite penny toy in the space below.



What's your favourite toy at home?

7 Leave the Victorian Walk and make your way to the People's City gallery.
Find the 'War' display and the piled up suitcases at the back of this gallery.


World War II turned the lives of Londoners upside down. Many children were sent to the countryside for their safety. They were called evacuees.

Choose one of the suitcases. Who did it belong to?

Name three things they packed.

1 _____ 2 _____ 3 _____

Imagine that you are an evacuee. Write a list of items to pack.
Remember that you are only allowed to take one small suitcase.

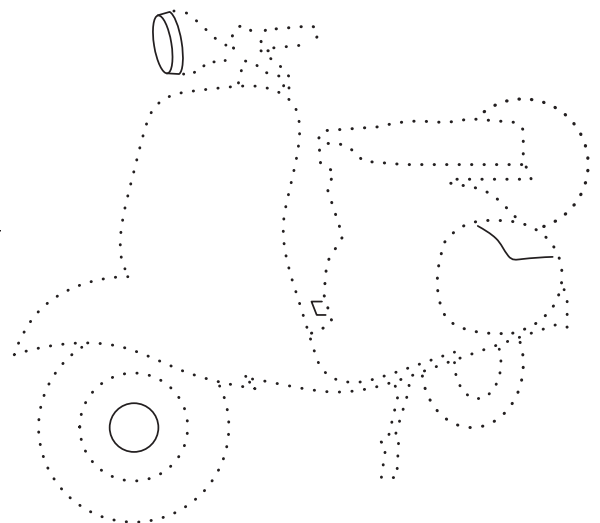


8 We are nearing the end of our trail. Go to the World City gallery.

Join up the dots on the picture (right).

Your grandparents might have ridden on one of these when they were young. What is it called?

Can you find one in the gallery?



9 Our last stop is the City Gallery.
Here you will find a very special golden coach
that the Lord Mayor of London travels in.

It's beautifully decorated! Tick the box when you have spotted the following:

- swan dragon sheep head bearded mask

10

Your time to choose! Having visited the museum, which is your favourite object and why? Draw your chosen object below and explain why you like it so much.

Five horizontal lines for writing an explanation.

Well done!

Now take your completed trail to the information desk to get your stamp. We hope you have enjoyed your journey through London's past and present and that we will see you again soon.

To find out what is happening for families at the Museum of London visit our website: museumoflondon.org.uk/london-wall/visiting-us/visits-families



FREE ENTRY

Museum of London

150 London Wall, London, EC2Y 5HN

- Barbican, St Paul's
- Liverpool Street, City Thameslink
- 4, 8, 25, 56, 100, 172, 242, 521